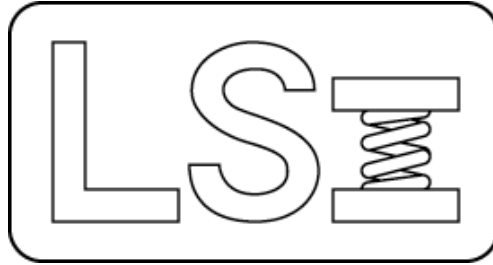


Larson Systems Inc.



TWCS Parts List

050-0000-0088-00

Torque Wrench Calibration System





050-0000-0088-00 C

Parts List

TWCS - Torque Wrench Calibration System

Rev	By	Date	Description
	SMH	03-24-1999	
A	SMH		Updated options
B	MDL	11-12-2002	Cleared options, changed 011-0-9-00 to 025-1-0280-01, added 025-6-7-00.
C	MDL	07-14-2004	Changed 025-1000-0280-01 to 025-1000-0396-00 and referenced it instead of calling quantity.

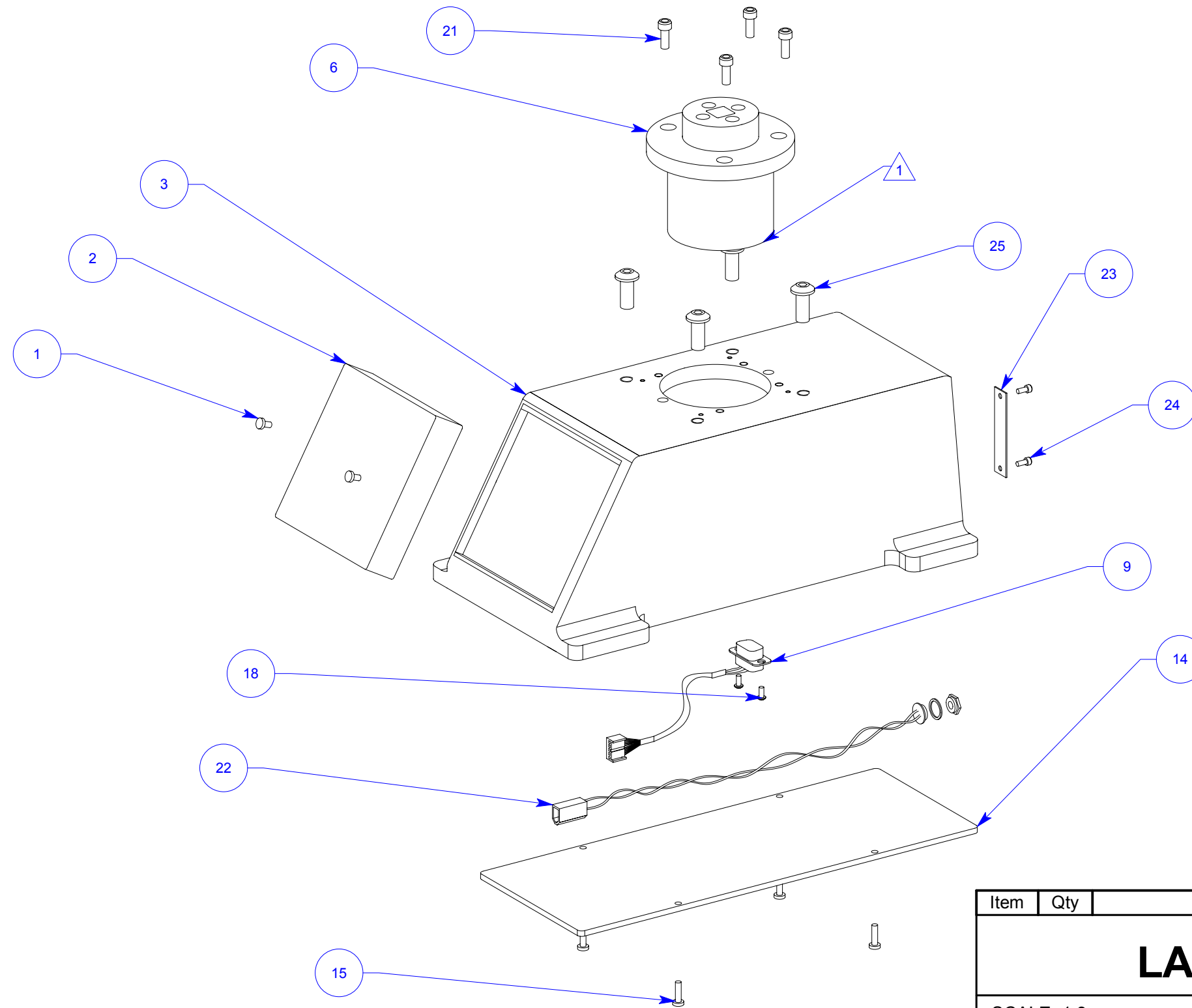
Item	Qty	Part Number	Rev	Part Name	PCB Location	Part Length
1	1	025-1000-0396-00		Power Supply, 100-240 VAC 50-60 Hz (USA Plug)		in.
2	1	025-0000-0409-00	H	TWCS Assembly		in.
3	1	060-1000-0045-00	E	User Manual - TWCS Series		in.
4	1	059-0000-0038-00	A	Shipping Crate - TWCS Series		in.
5	1	060-2000-0005-01	A	Parts List - TWCS		in.
6	1	025-6000-0007-00	A	Sticker Assembly - TWCS		in.

Refer to actual order form to determine power supply.

Approved by: 

Date: July 19, 2004

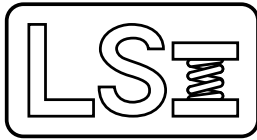
REV	DATE	DESCRIPTION	DRW	APPR



NOTE

1 REMOVE 2X 013-0000-0020-00 AND REPLACE WITH 2X 013-1000-0010-00

Item	Qty	Description	LSI P/N
LARSON SYSTEMS INC.			
SCALE: 1:3		TOLERANCE: .XX +/- .01	DRW. BY: SMH
DATE: 3/16/99		.XXX +/- .005	APPR. BY:
TITLE: TORQUE WRENCH CALIBRATOR ASSY			
MATERIAL:		SHEET 1 OF 2	DRAWING NUMBER
FINISH:		B	025-0000-0409-00H



025-0000-0409-00 H

TWCS Assembly

Parts List

Rev	By	Date	Description
E	SMH	02-10-2000	REM'D ITEMS 4, 5, 7, 8, 10-13, 16, 17, 19, AND 20, ADDED ITEMS 21 AND 22, ITEM 2 WAS 25-0-297-01, ITEMS 9 WAS 25-1-304, ADDED NOTE
F	SMH	12-11-2002	ADDED ITEMS 23-25, CORRECTED NOTE 1
G	KMP	12-01-2005	Change Item 6 (dash No's) -06 was -01, -07 was -02, -08 was -03, -09 was -04, -10 was -05
H	DAL	03-02-2007	025-0000-0482-02 was 025-0000-0313-01, load cell is now listed on quote list

Item	Qty	Part Number	Rev	Part Name	PCB Location	Part Length
1	2	013-0000-0077-00		6-32 X 1/4 Button Head Cap Screw		in.
2	1	025-0000-0482-02	F	Front Panel Assembly, 2 Line Display (2mv Strain Gage) (torque)		in.
3	1	018-0000-1884-00	F	TWCS Housing		in.
6	Ref	025-0000-0410-06	J	Torque Cartridge - 100 in-lb (1/4" Drive Sug)		in.
6		025-0000-0410-07	J	Torque Cartridge - 200 in-lb (1/4" Drive Sug)		in.
6		025-0000-0410-08	J	Torque Cartridge - 500 in-lb (3/8" Drive Sug)		in.
6		025-0000-0410-09	J	Torque Cartridge - 108 ft-lb (3/8" Drive Sug)		in.
6		025-0000-0410-10	J	Torque Cartridge - 260 ft-lb (1/2" Drive Sug)		in.
9	1	025-1000-0329-00		TWCS Torque Cartridge Cable (Non Interchangeable)		in.
14	1	018-0000-0877-00	E	Base Bottom Cover		in.
15	4	013-0000-0195-00		6-32 X 1/4 Phillips Pan Machine Screw		in.
18	2	013-0000-0020-00		4-40 X 1/4 Button Head Cap Screw		in.
21	4	013-0000-0196-00		10-32 X 1/2 SHCS		in.
22	1	025-1000-0251-00	E	Internal Power Cable (025-1000-0396-XX power supplies, Plugs		in.
23	1	018-0000-2014-00		25 PIN COVER PLATE		in.
24	2	013-0000-0178-00		4-40 X 1/4 SHCS		in.
25	4	013-0000-0114-00		5/16-18 X 3/4 BHSCS		in.

Approved by:

Date:

March 2, 2007

SEE ATTACHED DRAWING



Larson Systems Inc.
10073 Baltimore Street NE
Minneapolis, MN 55449-4425
www.larsonsystems.com

763-780-2131
1-877-780-2131
Fax: 763-780-2182
info@larsonsystems.com

