

# Tester Activation Code Instructions

## FLASH Series

This document contains instructions for activating your Larson Systems FLASH Series tester. All new testers and testers that have been serviced by Larson Systems require an activation code for continued use after 60 days from the date of calibration. Larson Systems provides you this code after payment confirmation.

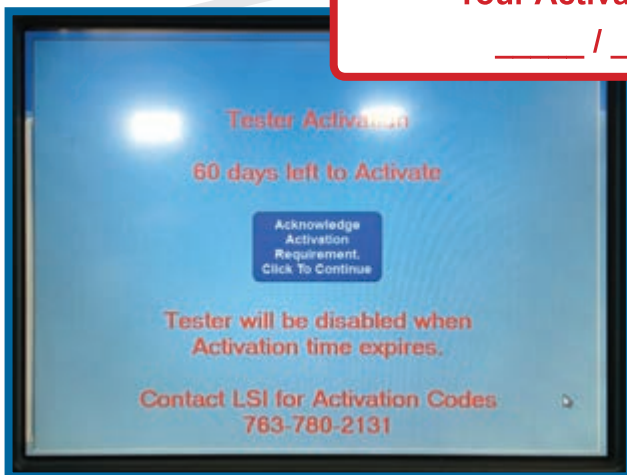
The instructions found on the reverse side of this document apply to the FLASH Series of testers:



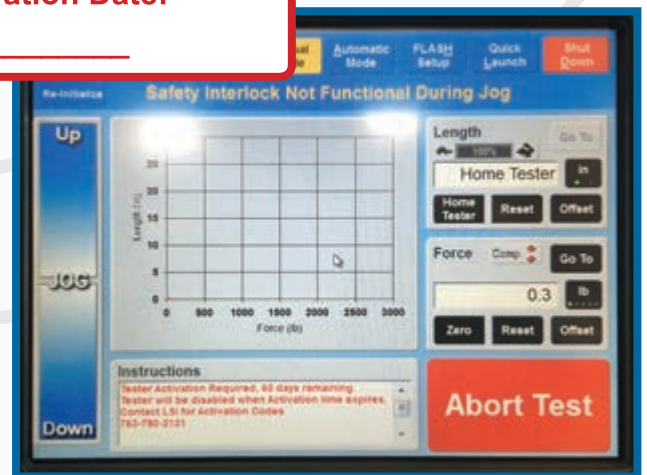
Your tester is 100% functional until Activation Time expires. Activation Time remaining can be seen on the start up screen when the tester powers up. When Activation Time expires, the tester is disabled and an Activation Code WILL be necessary for continued operation.

Your Activation Expiration Date:

\_\_\_ / \_\_\_ / \_\_\_



Tester power up Activation Time reminder



Tester in operation Activation Time reminder




Larson Systems Inc.  
13847 Aberdeen Street NE  
Ham Lake, MN 55304-6789

763-780-2131  
877-780-2131  
763-780-2182 (Fax)

info@larsonsystems.com  
www.larsonsystems.com



060-6000-0118-00C



# Tester Activation Code Instructions

## FLASH Series

Follow these step-by-step instructions to enter an activation code on your Larson Systems FLASH Series tester.

Go to the FLASH Setup Screen.

1

Click on the Supervisor button. Contact your supervisor or LSI for the password.

2

Setting Description	Setting Value
File to load at Power Up	(none)
Screen Shown at Power Up	Manual Mode
Enter Activation Code, SN 000000001	Enter Code Here
Auto-Loader Minimum Operation Height (in)	0.0001
Door Interlock	Disabled
Lower Travel Limit Enable	Enabled
Upper Travel Limit Enable	Enabled
External Start Enable	Enabled
External Abort Enable	Enabled
Secondary Load Cell Position Enable	Enabled

3a

Setting Description	Setting Value
File to load at Power Up	(none)
Screen Shown at Power Up	Manual Mode
Enter Activation Code, SN 000000000	Service Code : 3282
Auto-Loader Minimum Operation Height (in)	0.0001
Door Interlock	Disabled
Lower Travel Limit Enable	Enabled
Upper Travel Limit Enable	Enabled
External Start Enable	Enabled
External Abort Enable	Enabled
Secondary Load Cell Position Enable	Enabled

3b

Example of a tester with a New Activation

Example of a tester with a Service Activation

**NOTE:** This screen is also used for Feature Activation

**NOTE:** Larson Systems requires the **Serial #** and **Service Code** to issue an activation code.



Larson Systems Inc.  
13847 Aberdeen Street NE  
Ham Lake, MN 55304-6789

763-780-2131  
877-780-2131  
763-780-2182 (Fax)

info@larsonsystems.com  
www.larsonsystems.com



060-6000-0118-00C