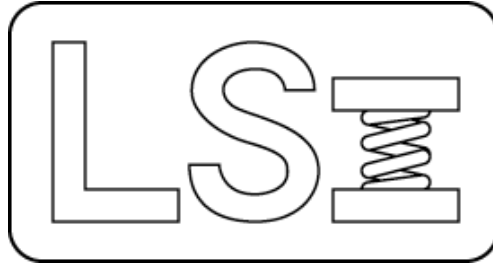


Larson Systems Inc.

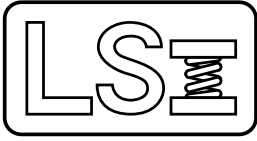


CST Parts List

050-0000-0119-00

Coil Spring Tester – 1,500 lb





050-0000-0119-00 C

Coil Spring Tester 1,500 lb

Parts List

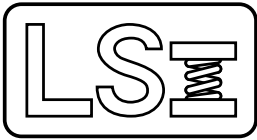
Rev	By	Date	Description
	SMH	11-06-2002	
A	MDL	02-18-2004	Added sticker assembly 025-6000-0023-00.
B	DAL	03-05-2004	025-1000-0396-00 was 025-1000-0280-01
C	DAL	09-07-2007	060-1000-0025-00 was 060-1000-0050-00

Item	Qty	Part Number	Rev	Part Name	PCB Location	Part Length
1	1	025-0000-0529-01	B	Coil Spring Tester Assembly, 1500 lb		in.
2	1	025-1000-0396-00		Power Supply, 100-240 VAC 50-60 Hz (USA Plug)		in.
2		025-1000-0396-01		Power Supply, 100-240 VAC 50-60 Hz (UK Plug)		in.
2		025-1000-0396-02		Power Supply, 100-240 VAC 50-60 Hz (Australia, New Zealand,		in.
2		025-1000-0396-03		Power Supply, 100-240 VAC 50-60 Hz (Euro Plug)		in.
2		025-1000-0306-02	D	Power Supply, 220 V / 50 Hz, South Africa / India		in.
3	1	060-2000-0021-01		Parts List - Coil Spring Tester, 1500 lb		in.
4	1	060-1000-0025-00	K	User Manual - ECT / CDHT / FDHT / DHT		in.
5	1	059-0000-0043-00	A	Shipping Crate - SDHT 2000 / CST, 18" range rods		in.
6	1	025-6000-0023-00	B	Sticker Assembly - Coil Spring Tester		in.

Approved by:

Date:

September 7, 2007



025-0000-0529-01 B

Parts List

Coil Spring Tester Assembly, 1500 lb

Rev	By	Date	Description
	SMH	11-06-2002	
A	DAL	06-01-2004	Revise
B	KMP	02-21-2006	Add Items 38 and 39

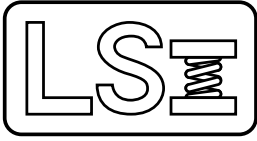
Item	Qty	Part Number	Rev	Part Name	PCB Location	Part Length
1	1	025-0000-0342-06		Force Meter CST 750 / 1500		in.
2	1	025-1000-0351-00		Encoder PCB Assembly		in.
3	1	025-1000-0381-01	A	Load Cell Assembly, 1500 lb, CST		in.
4	1	025-0000-0484-00	A	Glass Scale Assembly		in.
5	1	018-0000-1716-00	G	Upgrade Meter Clamp		in.
6	2	018-0000-1733-00	B	Upgrade, Linear Scale Mount		in.
7	1	018-0000-1997-00	B	Load Cell Spacer , SDHT 2000		in.
8	1	018-0000-2000-00	C	Overload Stop SDHT 2000 Load Cell		in.
9	1	018-0000-2015-00	B	Bottom Load Cell Spacer - SDHT 2000		in.
10	1	018-0000-2016-00	A	Load Cell Cover 1500 lb		in.
11	1	018-0000-2217-00	B	Encoder Cover		in.
12	1	018-0000-2440-00	A	Base Plate, CST		in.
13	2	018-0000-2441-00	C	Range Rod, CST		in.
14	1	018-0000-2442-00	C	Top Load Cell Mount, CST		in.
15	1	018-0000-2443-00	C	Lower Platform Mount, CST		in.
16	1	018-0000-2444-00		Reader Head Mount, CST		in.
17	1	018-0000-2445-00	A	6" Upper Platform, CST		in.
18	1	018-0000-2446-00		6" Lower Platform, CST		in.
19	1	018-0000-2447-00		Modified Bottle Jack		in.
20	2	013-0000-0020-00		4-40 X 1/4 Button Head Cap Screw		in.
21	2	013-0000-0031-00		1/4-20 X 1/2 SHCS		in.
22	3	013-0000-0058-00		8-32 X 3/8 SHCS		in.
23	2	013-0000-0061-00		1/4-20 X 1 1/2 SHCS		in.
24	6	013-0000-0064-00		1/4-20 X 1 SHCS		in.
25	4	013-0000-0077-00		6-32 X 1/4 Button Head Cap Screw		in.
26	2	013-0000-0087-00		1/4-28 X 3/4 SHCS		in.
27	2	013-0000-0100-00		3/8-16 X 1 1/4 SHCS		in.
28	2	013-0000-0175-00		10-32 X 1 SHCS		in.
29	4	013-0000-0178-00		4-40 X 1/4 SHCS		in.
30	1	013-0000-0254-00		1/4-20 X 2 SHCS		in.

Item #36, 37 are not shown

Approved by: 

Date: May 23, 2006

SEE ATTACHED DRAWING



025-0000-0529-01 B

Parts List

Coil Spring Tester Assembly, 1500 lb

Rev	By	Date	Description
	SMH	11-06-2002	
A	DAL	06-01-2004	Revise
B	KMP	02-21-2006	Add Items 38 and 39

Item	Qty	Part Number	Rev	Part Name	PCB Location	Part Length
31	4	013-0000-0309-00		3/8-24 X 1.75 SHCS		in.
32	2	013-0000-0353-00		3/8-24 X 1 1/2 SHCS		in.
33	3	013-2000-0239-00		Bronze Bushing		in.
34	2	013-2000-0272-00		Quick Release Pin, Ø.375		in.
35	1	013-3000-0023-00		Cable Clamp, 3/16" Dia.		in.
36	1	025-1000-0382-00	A	Encoder Cable Assembly		in.
37	ref	060-4000-0066-00	E	DHT Setup Procedure		in.
38	1	018-0000-2824-00		Platform Support , CST		in.
39	4	013-0000-0098-00		1/4-28 X 1 1/4 SHCS		in.

Item #36, 37 are not shown

Approved by: 

Date: May 23, 2006

SEE ATTACHED DRAWING



Larson Systems Inc.
10073 Baltimore Street NE
Minneapolis, MN 55449-4425
www.larsonsystems.com

763-780-2131
1-877-780-2131
Fax: 763-780-2182
info@larsonsystems.com

